



SUPER FAN

विश्वास की परम्परा

Style ■ Quality ■ Breeze



**100%
COPPER
WINDING
FOR ALL PRODUCTS...**



SUPER FAN

विश्वास की परम्परा

Style ■ Quality ■ Breeze

एस ई सी

एस ई सि

ଏସଇସି

ಎಸ್‌ಇಸಿ

એસઇસી

एस ई सी

एस ई सि

ଏସଇସି

ಎಸ್‌ಇಸಿ

એસઇસી

www.secfans.in

FOR THE LAST FEW YEARS, THE SEC NAME HAS BEEN SYNONYMOUS WITH QUALITY FANS IN INDIA.

With a strong experience and passion to serve humanity with products that spread smiles, we offer our widest range of high quality Fans since the last couple of years. This passion of enriching lives has been the motivational force behind us to give our consumers ground-breaking technologies which are consumer Friendly. For the last few years, the S E C name has been synonymous with quality fans in India. We have established ourselves as the undisputed leader in air- management technology. The SEC name has become popular for innovations as well which is reflected in the design of pioneering

product concepts in the Fan industry with in this short span of time.

SEC presents to you an exciting range of super cooling fans that offers comfort and convenience to your family. SEC means "Vishwas Ki Parampara". The name which you can always trust.

Now, SEC is diversifying even further . Home Appliances have been added to SEC's portfolio. SEC offers an exclusive range of home appliances that yields high utility. Good quality, great performance and novelty in design are some of the assured features of any product from SEC.





TRUST^{48"}
Ceiling Fan

Model No. **460**

- Automatic Winding
- 100% Copper Winding for optimum performance
- Silent operation with high air thrust
- 100% Aluminium Body for durability
- Powerful motor with Double Ball Bearing

Sweep (mm)	Power Input (Watts)	Speed (RPM)	Air Delivery (CMM)
1200	72	370	230



TRUST^{36"}
Ceiling Fan

Model No. **305**

- Automatic Winding
- 100% Copper Winding for optimum performance
- Hi-Speed with High air thrust
- Powerful motor with Double Ball Bearing
- 100% Aluminium Body for durability

Sweep (mm)	Power Input (Watts)	Speed (RPM)	Air Delivery (CMM)
900	85	650	185





Model No. 410

- Automatic Winding
- 100% Copper Winding for optimum performance
- Silent operation
- Powerful motor with Double Ball Bearing
- 100% Aluminium Body for durability


Sweep (mm)	Power Input (Watts)	Speed (RPM)	Air Delivery (CMM)
1200	75	410	210



Model No. 430

- Automatic Winding
- 100% Copper Winding for optimum performance
- 100% Aluminium Body & Blade for durability
- Powerful motor with Double Ball Bearing
- Silent operation with high air thrust

Sweep (mm)	Power Input (Watts)	Speed (RPM)	Air Delivery (CMM)
1200	72	360	230



i30^{48"} Ceiling Fan

Model No. **430**

- Automatic Winding
- 100% Copper Winding for optimum performance
- 100% Aluminium Body & Blade for durability
- Silent operation with high air thrust
- Powerful motor with Double Ball Bearing

Sweep (mm)	Power Input (Watts)	Speed (RPM)	Air Delivery (CMM)
1200	72	360	230



i30^{48"} Ceiling Fan

Model No. **401**

- Automatic Winding
- Powerful motor with Double Ball Bearing
- 100% Copper Winding for optimum performance
- 100% Aluminium Body & Blade for durability
- Hi-Speed with High air thrust

Sweep (mm)	Power Input (Watts)	Speed (RPM)	Air Delivery (CMM)
1200	75	410	230





i30^{36"}
Ceiling Fan

Model No. **301**

- Automatic Winding
- Powerful motor with Double Ball Bearing
- 100% Copper Winding for optimum performance
- 100% Aluminium Body & Blade for durability
- Hi-Speed with High air thrust

Sweep (mm)	Power Input (Watts)	Speed (RPM)	Air Delivery (CMM)
900	80	650	190



30^{INCH}
CEILING FAN

Model No. **330**

- Automatic Winding
- Powerful motor with Double Ball Bearing
- 100% Copper Winding for optimum performance
- 100% Aluminium Body & Blade (4 Blades)
- Hi-Speed with High air thrust

Sweep (mm)	Power Input (Watts)	Speed (RPM)	Air Delivery (CMM)
750	75	650	185





Winair

Model No. **201**

- Automatic Winding
- Powerful motor with Double Ball Bearing
- 100% Copper Winding for optimum performance
- 100% Aluminium Body & Blade (4 Blades)
- Hi-Speed with High air thrust

Sweep (mm)	Power Input (Watts)	Speed (RPM)	Air Delivery (CMM)
600	75	850	115




Deluxe^{48"}

Model No. **454**

- Automatic Winding
- Powerful motor with Double Ball Bearing
- 100% Copper Winding for optimum performance
- 100% Aluminium Body & Blade for durability
- Deco model with elegant blade trim

Sweep (mm)	Power Input (Watts)	Speed (RPM)	Air Delivery (CMM)
1200	72	370	210





GALE 48"

Model No. **451**

- Automatic Winding
- Powerful motor with Double Ball Bearing
- 100% Copper Winding for optimum performance
- 100% Aluminium Body & Blade for durability
- Wider tip Blade for superior Air Delivery and Air Dispersal
- Annular deco ring on the motor periphery complements with modern home decor




Sweep (mm)	Power Input (Watts)	Speed (RPM)	Air Delivery (CMM)
1200	72	350	230



GALE 36"

Model No. **302**

- Automatic Winding
- Powerful motor with Double Ball Bearing
- 100% Copper Winding for optimum performance
- 100% Aluminium Body & Blade for durability
- Wider tip Blade for superior Air Delivery and Air Dispersal
- Annular deco ring on the motor periphery complements with modern home decor



Sweep (mm)	Power Input (Watts)	Speed (RPM)	Air Delivery (CMM)
900	80	650	190



Model No. **456**

- Automatic Winding
- Powerful motor with Double Ball Bearing
- 100% Copper Winding for optimum performance
- 100% Aluminium Body & Blade for durability
- Wider tip Blade for superior Air Delivery and Air Dispersal
- Annular deco ring on the motor periphery complements with modern home decor

AIRTEAM 48"

Sweep (mm)	Power Input (Watts)	Speed (RPM)	Air Delivery (CMM)
1200	75	370	235

Misti Brown
Cocoa Gold

Smoke Brown
Phantom Black



Model No. **452**

- Automatic Winding
- Powerful motor with Double Ball Bearing
- 100% Copper Winding for optimum performance
- 100% Aluminium Body & Blade for durability
- Wider tip Blade for superior Air Delivery and Air Dispersal
- Annular deco ring on the motor periphery complements with modern home decor

Sefeore 48"
Ceiling Fan

Sweep (mm)	Power Input (Watts)	Speed (RPM)	Air Delivery (CMM)
1200	72	370	235

Copper Bronze
Metalic Blue
Cocoa Gold





Model No. **455**

- Automatic Winding
- Powerful motor with Double Ball Bearing
- 100% Copper Winding for optimum performance
- 100% Aluminium Body & Blade for durability
- Wider tip Blade for superior Air Delivery and Air Dispersal
- Annular deco ring on the motor periphery complements with modern home decor

Sweep (mm)	Power Input (Watts)	Speed (RPM)	Air Delivery (CMM)
1200	72	360	230

Copper Bronze
Burgundy

Vigo 48"



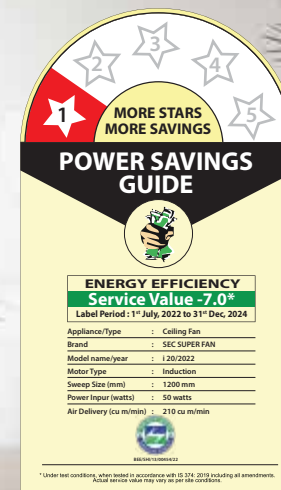
Model No. **462**

- Automatic Winding
- Powerful motor with Double Ball Bearing
- 100% Copper Winding with special winding to save energy
- 100% Aluminium Body & Blade for durability
- Energy Saver fan with BEE 1 Star rating certification
- Silent operation with high air delivery

Sweep (mm)	Power Input (Watts)	Speed (RPM)	Air Delivery (CMM)
1200	50	360	210

Misti Brown
Metalic Blue
Brown

i20 48"
Saves Energy





MATRIX 48"
BLDC FANS
economical • efficient

Model No. **461**

- Automatic Winding
- Powerful motor with Double Ball Bearing
- 100% Copper Winding with special winding to save energy
- 100% Aluminium Body & Blade for durability
- Energy Saver fan with BEE 1 Star rating certification
- Silent operation with high air delivery

Sweep (mm)	Power Input (Watts)	Speed (RPM)	Air Delivery (CMM)
1200	30	360	210

Ivory
Brown




POWER SAVINGS GUIDE
MORE STARS MORE SAVINGS
1 2 3 4 5
ENERGY EFFICIENCY
Service Value -7.0*
Label Period : 1st July, 2022 to 31st Dec, 2024
Appliance/Type : Ceiling Fan
Brand : SEC SUPER FAN
Model name/year : MATRIX-48/2022
Motor Type : BLDC
Sweep Size (mm) : 1200 mm
Power Input (watts) : 30 watts
Air Delivery (cu m/min) : 210 cu m/min



MATRIX 48"
BLDC FANS
economical • efficient

Model No. **461**

- BLDC designed motor fan to reduce electricity cost
- Voltage fluctuation defense – Full speed at low voltage
- Silent operation with high air delivery
- Energy Saver fan with BEE 5 Star rating certification
- Annular deco ring on the motor periphery complements with modern home décor
- Remote control operation

Sweep (mm)	Power Input (Watts)	Speed (RPM)	Air Delivery (CMM)
1200	30	360	225

Cocoa Gold
Smoke Brown
Phantom Black
Misti Brown




POWER SAVINGS GUIDE
MORE STARS MORE SAVINGS
1 2 3 4 5
ENERGY EFFICIENCY
Service Value -7.0*
Label Period : 1st July, 2022 to 31st Dec, 2024
Appliance/Type : Ceiling Fan
Brand : SEC SUPER FAN
Model name/year : MATRIX-48/2022
Motor Type : BLDC
Sweep Size (mm) : 1200 mm
Power Input (watts) : 30 watts
Air Delivery (cu m/min) : 210 cu m/min

PIANO

Model No. **506**

- Extra powerful motor for Maximum air delivery
- Shock proof special grade plastic body
- Aerodynamically designed plastic blades



Sweep (mm)	Power Input (Watts)	Speed (RPM)	Air Delivery (CMM)
300	80	2200	80



Supreme

Model No. **504**

- Extra powerful motor for Maximum air delivery
- International look & style
- Aerodynamically designed plastic blades



Sweep (mm)	Power Input (Watts)	Speed (RPM)	Air Delivery (CMM)
400	110	2200	95

Also Available in Bearing

Supreme

Model No. **502**

- Extra powerful motor for Maximum air delivery
- International look & style
- Three push-button for speed control



Sweep (mm)	Power Input (Watts)	Speed (RPM)	Air Delivery (CMM)
400	55	1350	90



SEC
SUPER FAN



MILLANO

Model No. **505**

- Extra powerful motor for Maximum air delivery
- International look & style
- Three push-button for speed control



Sweep (mm)	Power Input (Watts)	Speed (RPM)	Air Delivery (CMM)
400	110	2100	95

Available Colour :



Black7able

Plastic Blade

Model No. **515**

- Extra powerful motor for Maximum air delivery
- Aluminum body with plastic blade
- Powder coated finish to ensure longer life



Sweep (mm)	Power Input (Watts)	Speed (RPM)	Air Delivery (CMM)
400	110	2100	90



Black7able

Model No. **510**

- Extra powerful motor for Maximum air delivery
- Aluminum body & blade for durability
- Powder coated finish to ensure longer life



Sweep (mm)	Power Input (Watts)	Speed (RPM)	Air Delivery (CMM)
400	110	1500	80



All Purpose

Model No. **523**

- Extra powerful motor for Maximum air delivery
- Multi Use
- Elegently styled body



Sweep (mm)	Power Input (Watts)	Speed (RPM)	Air Delivery (CMM)
225	50	2500	26

Available Colour : ● ●

All Purpose

Model No. **520**

- Extra powerful motor for Maximum air delivery
- Multi Use
- Elegently styled body with Aerodynamically balanced blades



Sweep (mm)	Power Input (Watts)	Speed (RPM)	Air Delivery (CMM)
300	80	2300	80

Available Colour : ● ●

Also Availavle in Bearing



STORMY

Model No. **531**

- Extra powerful motor for Maximum air delivery
- Multi Use
- Elegently styled body with Aerodynamically balanced blades



Sweep (mm)	Power Input (Watts)	Speed (RPM)	Air Delivery (CMM)
225	50	2800	26

Black7able

Model No. **514**

- Extra powerful motor for Maximum air delivery
- Aluminum body & blade for durability
- Powder coated finish to ensure longer life



Sweep (mm)	Power Input (Watts)	Speed (RPM)	Air Delivery (CMM)
400	110	2100	90



Wall Bracket

Model No. 604



9 Inch

- Extra powerful motor for Maximum air delivery
- Up and down tilt mechanism
- Pull cords for Oscillation & Speed Control

Sweep (mm)	Power Input (Watts)	Speed (RPM)	Air Delivery (CMM)
225	60	2000	26



12 Inch

Wall Bracket

Model No. 603



- Extra powerful motor for Maximum air delivery
- Up and down tilt mechanism
- Pull cords for Oscillation & Speed Control

Sweep (mm)	Power Input (Watts)	Speed (RPM)	Air Delivery (CMM)
300	80	2200	70

Also Available in Bearing

Wall Bracket

Model No. 601



- Extra powerful motor for Maximum air delivery
- Up and down tilt mechanism
- Pull cords for Oscillation & Speed Control

Sweep (mm)	Power Input (Watts)	Speed (RPM)	Air Delivery (CMM)
400	110	2200	95

Also Available in Bearing

Available Colour :



16 Inch



16 Inch



Wall Bracket

Model No. 601

- Extra powerful motor for Maximum air delivery
- Up and down tilt mechanism
- Pull cords for Oscillation & Speed Control

Sweep (mm)	Power Input (Watts)	Speed (RPM)	Air Delivery (CMM)
110	110	2200	95

Also Available in Bearing



MK II
Wall Bracket

Model No. **114**

- Air circulator motor for high air delivery
- Tilt adjustment for adjusting the fan till 15-degree angle
- Narrow blade profile, with aerodynamically designed blades for low noise
- Double Ball Bearing with powerful motor



Sweep (mm)	Power Input (Watts)	Speed (RPM)	Air Delivery (CMM)
450	110	1400	250



18 Inch



MAX Air-Wall

Model No. **113**



- Up & down tilt mechanism
- Aerodynamic metal blades for high air thrust motor
- Pull-cord mechanism for on/off & speed control
- Powerful motor for high air delivery

Sweep (mm)	Power Input (Watts)	Speed (RPM)	Air Delivery (CMM)
450	80	1350	6030



9 Inch

Cabin FAN

Model No. **704**



- Extra protection against corrosion with powder-coated guard and polymer ring
- Powerful motor for high air delivery

Sweep (mm)	Power Input (Watts)	Speed (RPM)	Air Delivery (CMM)
225	60	2000	26

Cabin FAN

Model No. **705**



- Extra protection against corrosion with powder-coated guard and polymer ring
- Powerful motor for high air delivery

Sweep (mm)	Power Input (Watts)	Speed (RPM)	Air Delivery (CMM)
150	50	360	225



6 Inch


Cabin FAN

Model No. **703**



- Extra protection against corrosion with powder-coated guard and polymer ring
- Powerful motor for high air delivery

Sweep (mm)	Power Input (Watts)	Speed (RPM)	Air Delivery (CMM)
300	90	2200	70



12 Inch

Available Colour : ● ●



16 Inch



Cabin FAN

Model No. **702**



- Extra protection against corrosion with powder-coated guard and polymer ring
- Powerful motor for high air delivery

Sweep (mm)	Power Input (Watts)	Speed (RPM)	Air Delivery (CMM)
400	900	2200	90

Tabistal 2in1

Model No. 102

- Can be used as Table or Pedestal Fan
- Powerful motor for high air delivery



Sweep (mm)	Power Input (Watts)	Speed (RPM)	Air Delivery (CMM)
400	50	360	225



9 Inch



Supreme Pedestal Fan

Model No. 101

- Up & down tilt mechanism
- 90-degree oscillation
- Aerodynamically designed resin blades for high air delivery

Sweep (mm)	Power Input (Watts)	Speed (RPM)	Air Delivery (CMM)
400	110	2200	95

Available Colour :

Tabistal 2in1

Model No. 102

- Can be used as Table or Pedestal Fan
- Powerful motor for high air delivery

Sweep (mm)	Power Input (Watts)	Speed (RPM)	Air Delivery (CMM)
300	90	210	70



Black Pedestal

Model No. 104

- Up & down tilt mechanism
- 90-degree oscillation
- Aerodynamically designed Aluminum blades for high air delivery

Sweep (mm)	Power Input (Watts)	Speed (RPM)	Air Delivery (CMM)
400	110	2000	90



16 Inch

16 Inch



Mini Pedestal

Model No. 103

- Up & down tilt mechanism
- 90-degree oscillation
- Aerodynamically designed resin blades for high air delivery

Sweep (mm)	Power Input (Watts)	Speed (RPM)	Air Delivery (CMM)
300	50	360	225

MILLANO®

Model No. 105

- Up & down tilt mechanism
- 90-degree oscillation
- Aerodynamically designed resin blades for high air delivery

Sweep (mm)	Power Input (Watts)	Speed (RPM)	Air Delivery (CMM)
400	110	2000	95



16 Inch

Bullet

Model No. 120

- Up & down tilt mechanism
- 90-degree oscillation
- Aerodynamically designed resin blades for high air delivery

Sweep (mm)	Power Input (Watts)	Speed (RPM)	Air Delivery (CMM)
400	100	2000	85



18 Inch

Farrata

Model No. 112

- Powerful motor for high air delivery
- Aluminum Die Casted 2 Leaf blades for high air delivery

Sweep (mm)	Power Input (Watts)	Speed (RPM)	Air Delivery (CMM)
450	85	2300	110

MAX Air

Model No. 111

- Powerful motor for high air delivery
- Aerodynamic metal blades for high air thrust
- Unique oil reservoir lubrication for better reliability & longer life
- Unique oscillation mechanism

Sweep (mm)	Power Input (Watts)	Speed (RPM)	Air Delivery (CMM)
500	85	1350	6030



20 Inch

SUPERMAX

Model No. 110

- Powerful motor for high air delivery
- Aerodynamic metal blades for high air thrust
- Unique oil reservoir lubrication for better reliability & longer life
- Double Ball Bearing with powerful motor

Sweep (mm)	Power Input (Watts)	Speed (RPM)	Air Delivery (CMM)
500	150	1400	120

*Oscillating model also available



20 Inch



SUPERMAX

Model No. **110**

- Powerful motor for high air delivery
- Aerodynamic plastic blades for high air thrust
- Unique oil reservoir lubrication for better reliability & longer life
- Double Ball Bearing with powerful motor

Sweep (mm)	Power Input (Watts)	Speed (RPM)	Air Delivery (CMM)
500	150	1800	120

MK II
Pedestal

Model No. **113**

- Air circulator motor for high air delivery
- Tilt adjustment for adjusting the fan till 15-degree angle
- Narrow blade profile, with aerodynamically designed blades for low noise
- Double Ball Bearing with powerful motor

Sweep (mm)	Power Input (Watts)	Speed (RPM)	Air Delivery (CMM)
450	110	1400	150



18 Inch

Only available in Grey Colour



24 Inch



AirCirculator

Model No. **115**

- Air circulator motor for high air delivery
- Tilt adjustment for adjusting the fan till 15-degree angle
- Narrow blade profile, with aerodynamically designed blades for low noise
- Double Ball Bearing with powerful motor

Sweep (mm)	Power Input (Watts)	Speed (RPM)	Air Delivery (CMM)
600	180	1400	250

Fresh Air

Model No. **907**



- Powerful Air suction
- Superior Power Coated Finish

Sweep (mm)	Power Input (Watts)	Speed (RPM)	Air Delivery (CMM)
150	55	2600	550

6 Inch



Fresh Air

Model No. **906**

- Powerful Air suction
- Superior Power Coated Finish



Sweep (mm)	Power Input (Watts)	Speed (RPM)	Air Delivery (CMM)
225	50	1350	1250



Fresh Air

Model No. **905**

- Powerful Air suction
- Superior Power Coated Finish



Sweep (mm)	Power Input (Watts)	Speed (RPM)	Air Delivery (CMM)
300	55	1300	1250



Trans'Air

Model No. **902**

- Powerful Air suction
- Superior Power Coated Finish
- Heavy Duty Motor with Double Ball Bearing

Sweep (mm)	Power Input (Watts)	Speed (RPM)	Air Delivery (CMM)
400	50	360	225



Trans'Air

Model No. **904**

- Superior Power Coated Finish
- Heavy Duty Motor with Double Ball Bearing

Sweep (mm)	Power Input (Watts)	Speed (RPM)	Air Delivery (CMM)
375	150	1400	3600



Trans'Air

Model No. **901**

- Superior Power Coated Finish
- Heavy Duty Motor with Double Ball Bearing

Sweep (mm)	Power Input (Watts)	Speed (RPM)	Air Delivery (CMM)
300	82	1400	1900



Trans'Air

Model No. **903**

- Superior Power Coated Finish
- Heavy Duty Motor with Double Ball Bearing

Sweep (mm)	Power Input (Watts)	Speed (RPM)	Air Delivery (CMM)
450	370	1400	6800



Mixer Grinder



Model : Stormy (500), Tornado (750)

Monoblock Pump



Available in 1.1 Hp & 0.5 HP

IS:694
CM/L-0005816274



SEC
Wires & Cables



SEC
Super Enamelled
Copper Wire



SKB
Super Enamelled
Aluminium Wire

IRON

Feather Light



Chromium



Ultimate



Blaze



Capacitor



We are a manufacturer providing a commendable array of Ceiling Fan Capacitors. Owing to their fine finish, perfect dimensions and longer life, these are highly recommended.

Bearing



SEC ball bearings are of simple design, robust in operation and easy to maintain. SEC manufactures ball bearings for the ceiling fan industry with most Cost effective pricing.